





**MORE ENERGY  
EFFICIENT**

Más eficiencia energética  
Plus économe en énergie



**MORE POWERFUL  
AIRFLOW**

Flujo de aire más potente  
Plus puissant flux d'air



**PRECISE  
SPEED CONTROL**

Control preciso de velocidad  
Le contrôle précis de la vitesse

**10  
YEAR**

**SATISFACTION  
GUARANTEE**

Satisfacción garantizada  
Satisfaction garantie

# CONTENTS

Important Instructions .....	2
Getting Started .....	5
Cleaning .....	6
Grill & Blade Removal .....	7
Troubleshooting .....	8

Español p. 9

한국어 p. 25

Français p. 17

日本語 p. 32

# IMPORTANT INSTRUCTIONS

## READ ALL INSTRUCTIONS BEFORE USING THIS CIRCULATOR.

This owner's guide and any additional inserts are considered part of the product. They contain important information about safety, use, and disposal. Before using the product, please familiarize yourself with all operating and safety instructions. Please keep all documents for future reference and pass these documents on, together with the product, to any future owner. Please refer to our website for the most current version of our owner's guide.

The following Warning messages are throughout this owners guide:

### **DANGER**

**Indicates a hazard with a HIGH level of risk which, if not avoided, will result in death or serious injury. Please pay special attention to any instructions given to avoid this threateningly dangerous risk.**

### **WARNING**

**Indicates a hazard with a MEDIUM level of risk which, if not avoided, could result in death, serious injury, minor or moderate injury or potential property damage.**

### **IMPORTANT INSTRUCTIONS**

Indicates additional information that will assist in the care of handling of the device.

**INTENDED USE:** This product is intended to circulate the air in indoor living spaces only. This product is not intended for commercial or industrial uses. The power supply is for home appliances only.

The manufacturer assumes no responsibility for damage or injury caused by failure to follow these instructions, improper product use, or unauthorized product modification. Any such actions will invalidate the product warranty.

**WARNING** – When using electrical appliances, basic precautions should always be followed to reduce the risk of fire, electric shock and injury to persons, including the following:

### **WARNING**

**Risk from Unintended Use and Handling. Please take care to follow these guidelines to avoid risks to people or property.**

- **Do Not** tamper with or modify this product in any way.
- **Do Not** use this product outdoors or directly exposed to weather.
- **Do Not** use this device in tropical humid climates. If the product is brought in from the cold to a warm area ( e. g., during transport), condensation can occur within the unit. Let the device reach room temperature, before using it.
- **Do Not** use this product on wet surfaces. Do not use this product in

- a bathtub, shower or locate product where it may fall into a bathtub, laundry, swimming pool or other water container.
- **Do Not** immerse this product in water or allow water to drip into the motor housing.
  - **Do Not** allow the power supply or power cord to come in contact with water or wet locations.
  - **Do Not** use this product near furnaces, fireplaces, stoves or other high-temperature heat sources.
  - **Do Not** place the power supply or power cord near heat sources, such as heaters or radiators.
  - **Do Not** position this product too close to draperies or other loose fabrics as they may be drawn into the product, cutting off airflow and damaging the motor.
  - **Do Not** carry this product by the cord, or use the cord as a handle as it can damage internal wiring. Do not unplug product by pulling on cord or place the cord under strain. To unplug, grasp the plug, not the power cord.
  - **Do Not** run cord under carpeting. Do not cover cord with throw rugs, runners, or similar coverings. Do not route cord under furniture or appliances. Arrange cord away from traffic area and where it will not be tripped over. To avoid a tripping hazard, safely coil/store the power cord.
  - This product is not intended for commercial or industrial uses.



## DANGER

**Risk from Electrical Shock. Contact with wires or components that are under voltage could be potentially fatal!**

- Use only the detachable external power supply and cord that comes with your product.

- **Do Not** touch the product with wet or damp hands.
- **Do Not** operate any product with a damaged cord or plug or after the product malfunctions, has been dropped or damaged in any manner. Discard product, or return to authorized service facility for examination and/or repair in order to avoid a hazard.
- The detachable external power supply and cord have no user replaceable parts. If the power supply or cord is damaged, it must be replaced by the manufacturer or its service agent or a similarly qualified person in order to avoid a hazard.
- **Do Not** stretch the power cord or put the cord under strain.
- **Do not** insert or allow foreign objects to enter any input or output opening as they may cause risk of electric shock or fire, or damage the product.
- Turn off all controls before unplugging. Unplug from wall outlet if not in use for extended periods of time.
- **Do Not** open motor housing. To avoid risk of shock, all service and/or repairs must be done by a Vornado Authorized Service Center. Only original replacement parts may be used.
- This appliance (US MODELS ONLY) has a polarized plug. (One blade is wider than the other.) To reduce the risk of electrical shock, this plug is intended to fit in a polarized outlet only one way. If the plug does not fit fully in the outlet, reverse the plug. If it still does not fit, contact a qualified electrician. **Do Not** attempt to defeat this safety feature.
- For safety reasons, always unplug the unit in the event of a thunderstorm.



## WARNING

**Risk from Improper Installation. Please take care to follow these guidelines to avoid risks to people or property.**

- Ensure that wall power outlet is easily accessible so unit can be disconnected during an emergency.
- To reduce the risk of fire or electrical shock, do not use this product with any external (solid state) speed control device.
- To reduce the risk of fire or electric shock and injury to persons, do not use in a window.
- The plug portion of the adapter is used as a disconnect device. Therefore, the appliance should be placed near the socket outlet and easily accessible.



## WARNING

### Risk to Children and Other at Risk Groups of People.

- This appliance can be used by children aged from 8 years and above and persons with reduced physical, sensory or mental capabilities or lack of experience and knowledge if they have been given supervision or instruction concerning use of the appliance in a safe way and understand the hazards involved.
- Children shall not play with the appliance.
- Cleaning and user maintenance shall not be made by children without supervision.
- This product and its packaging material are not toys and should be kept out of reach of children.

**FCC CONSUMER ADVISEMENT:** This equipment may generate, use and/or radiate radio frequency energy that may cause harmful interference to radio communications. Unauthorized use or modification of this product increases interference risk and may cause FCC revocation of permission to operate. To determine whether the equipment causes harmful interference, please turn the equipment on

and off while simultaneously using a radio or television. If interference is suspected, the user is encouraged to contact your Authorized Service Center.

## SAVE THESE INSTRUCTIONS



### DISPOSAL

Dispose of all packaging materials in an environmentally responsible manner.

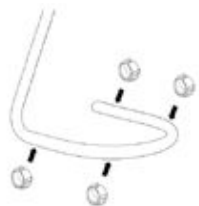
# GETTING STARTED

## DIRECTABLE AIRFLOW

Direct the airflow where you want it.

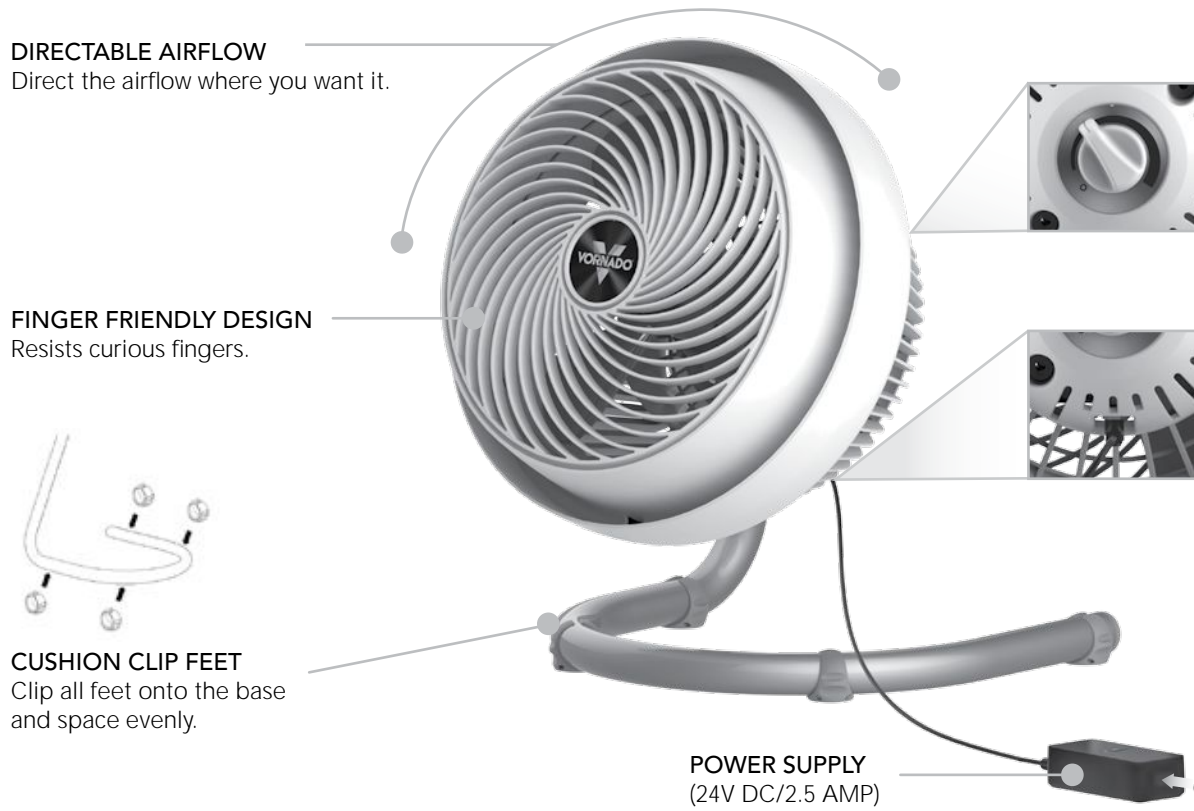
## FINGER FRIENDLY DESIGN

Resists curious fingers.



## CUSHION CLIP FEET

Clip all feet onto the base and space evenly.



## VARIABLE SPEED CONTROL

1. Rotate knob to the right to turn on and increase speed.
  2. Rotate knob to left to lower speed and turn off.
1. Insert DC power cord plug into port located on the underside of the motor.
  2. Connect the AC power cord to the power supply.
  3. Plug the power cord into a power outlet.

**POWER SUPPLY**  
(24V DC/2.5 AMP)

# CLEANING

Because your product moves a substantial amount of air, it will need regular cleaning to remove lint, dust and grime. Never clean the product in any manner other than instructed in this owner's guide.



## WARNING


**Observe the following safety information to avoid risks and property damage.**

- **Do** unplug your product before cleaning.
- **Do Not** use gasoline, thinners, solvents, ammonias or other chemicals for cleaning.
- **Do Not** attempt to repair or replace parts.



The motor is permanently lubricated and requires no oiling.

1. Dust or wipe the circulator with a damp cloth.
2. Use the brush attachment on your household vacuum cleaner to vacuum any accumulated dust.





# GRILL & BLADE REMOVAL

**WARNING:** To reduce the risk of electrical shock and injury to persons, unplug the circulator before removing grill.

## GRILL REMOVAL

1. Release the front grill clips located at the 10, 6 and 2 o'clock positions.  
Press the Front Grill Clip downward to release.



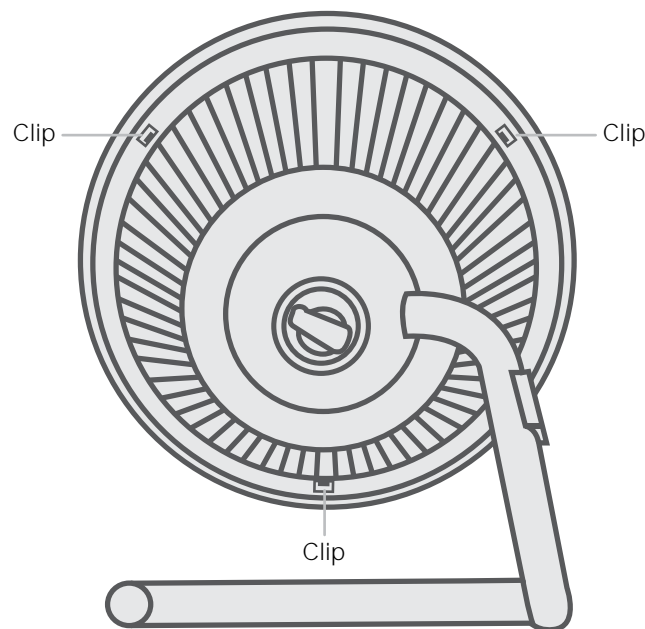
A flat head screw driver may be used if front grill clips are difficult to release.

2. Dust or wash Grill with a mild dishwashing soap.
3. To reattach - align the front grill clips with the holes and firmly snap each clip back into place.

## BLADE REMOVAL

1. First, remove the blade by pulling the blade straight out from the shaft.
2. Dust or wash Blade with a mild dishwashing soap.
3. To reattach - be certain the flat side of the shaft aligns directly with the corresponding flat side on the blade's socket. Push the blade all the way on the shaft until it bottoms out. **Do not use a hammer as this could result in bearing damage.**

**Note:** Do not place grill or blade in dishwasher. The excessive heat can distort the plastic.



# TROUBLESHOOTING

## PROBLEM

## POSSIBLE CAUSE AND SOLUTION

The unit fails to power on.

Unit is not plugged in. Plug Power Cord into electrical outlet. Ensure the AC power cord is plugged into the power supply and ensure DC power cord is plugged into the circulator.

Ensure unit fan speed setting is selected.

Unit is damaged or in need of repair. Cease usage and unplug. Contact Consumer Service for assistance.

The outlet is worn or damaged. Try another outlet or contact a qualified electrician.

Airflow is weak or slow.

Unit set to a low speed setting. Adjust to a higher speed setting.

Airflow is blocked. Remove obstruction.

Adjust direction of airflow towards the user.

GFCI has tripped.

Under certain conditions, it is possible for a reset GFCI (Ground Fault Circuit Interrupter) outlet to trip when the user is changing speeds on a Vornado circulator. In this event, change to an outlet that is not connected to a GFCI device. It could also indicate a weak or defective GFCI outlet. Contact a qualified electrician to check the GFCI outlet.



# OUR WARRANTY

Vornado Air LLC (Vornado) warrants to the original consumer or purchaser this Vornado® Whole Room Circulator (Product) is free from defects in material or workmanship for a period of ten (10) years from the date of purchase. If any such defect is discovered within the warranty period, Vornado, at its discretion, will repair or replace the Product at no cost.

**For warranty or repair service:** Call 1-800-234-0604 or email [help@vornado.com](mailto:help@vornado.com) to obtain a Return Authorization (RA) form. Please have or include your Product's model number and serial number, as well as your name, address, city, state, zip code and phone number when contacting Vornado for warranty service.

**After receiving the RA form, ship your Product to: Vornado Air LLC Attn: Warranty & Repair** 415 East 13th Street Andover, KS 67002. For your convenience, please have your model number and serial number when contacting Vornado with service inquiries. To assure proper handling, packages must be clearly marked with the RA number. Packages not clearly marked with the RA number may be refused at the receiving dock. Please allow 1-2 weeks for repair and return of your Product after the Product is received.

Repairs not covered by the warranty or outside the warranty period will require a fee to cover the cost of materials, labor, handling and shipping.

This warranty does not apply to defects resulting from abuse of the Product, modification, alteration, mishandling, improper maintenance, commercial use or repair or service of the Product by anyone other than Vornado; damages which occur in shipment or are attributed to acts of God. Improper product use, which includes using an external device that alters or converts the voltage or frequency

of electricity, or shipping a Vornado product to a country not intended for use will void all warranties. Any unauthorized product modification, repair by unauthorized repair center, or use of non-approved replacement parts is not recommended and any consequences will not be covered by support services or product warranties. The product warranty will be honored only on models that are being used in the country intended. REPAIR OR REPLACEMENT AS PROVIDED UNDER THIS WARRANTY IS THE EXCLUSIVE REMEDY OF THE CONSUMER. VORNADO SHALL NOT BE LIABLE FOR ANY INCIDENTAL OR CONSEQUENTIAL DAMAGES FOR BREACH OF ANY EXPRESS OR IMPLIED WARRANTY ON THIS PRODUCT. EXCEPT TO THE EXTENT PROHIBITED BY APPLICABLE LAW, ANY IMPLIED WARRANTY OF MERCHANTABILITY OR FITNESS FOR A PARTICULAR PURPOSE ON THIS PRODUCT IS LIMITED IN DURATION TO THE DURATION OF THIS WARRANTY. Some states do not allow the exclusion or limitation of incidental or consequential damages, or allow limitations on how long an implied warranty lasts, so the above limitations or exclusions may not apply to you. This warranty gives you specific legal rights, and you may have other rights that vary from state to state. The manufacturer assumes no responsibility for damage caused by failure to follow these instructions or improper product use. Any such actions will invalidate the product warranty.

All company names and product names are trademarks of their respective owners. © All rights reserved. All technical information, data, and instructions for the installation, connection, and operation contained in these instructions for use correspond to the latest available information at time of printing. The contents of this manual may differ slightly from the actual product. Observe any additional supplements.



Designed, engineered and assembled in USA.

© 2016 Vornado Air LLC Andover, KS 67002 U.S. Specifications subject to change without notice. Vornado® is a trademark owned by Vornado Air LLC.

we expect  
this product  
to be **PERFECT**

Esperamos que este producto sea perfecto  
Si no lo es, ayúdenos a corregirlo

---

Nous exigeons de nos produits qu'ils soient parfaits  
Si celui-ci ne l'est pas, nous corrigerons la situation

if it's not,  
**WE** will make  
it right

vornado.com  
800-234-0604  
help@vornado.com